

Operating Instructions

HDPE Cleaning Bottles



Operating Instructions



Dismount the cleaning spear.




Pour clean water into the cleaning bottle.




Clean beer lines in accordance with detergent manufacturers instruction.

Operating Instructions



Mount the cleaning spear.




Push down dispense head handle to pressurise the cleaning bottle.




If you have shut-off valve on your dispense head, you should open it.


Operating Instructions



Clean the beer lines as instructed by the cleaning solution manufacturer.




After cleaning the beer lines disconnect the dispense head.




Depressurise the cleaning bottle by pulling the knob on the cleaning bottle cap.

Operating Instructions



The cleaning bottle must be fully rinsed to get rid of any detergent and refilled with clean water.




Re-connect the dispense head and re-pressurise the cleaning bottle.



Rinse beer line until all detergent is flushed out.

Operating Instructions



Depressurise cleaning bottle and leave the spear mounted on the bottle. Storage must be away from direct sunlight.